

CVS Hardwired Series – Constant Voltage Transformers

Superior voltage regulation of ±1% sets the SolaHD CVS Series apart from other power conditioning technologies on the market. Extremely tight regulation is accomplished by our ferroresonant transformer technology. The CVS recreates a well regulated sinusoidal waveform that is well isolated from input disturbances including:

- Impulses
- Swells
- Brownouts
- Sags
- Severe waveform distortion

No other power conditioning technology provides as complete a solution against these power quality disturbances. The CVS series is ideal for applications where even a small change in voltage level can lead to unscheduled downtime, misoperation, incorrect data or scrapped production.

Applications

- Industrial automation and control equipment PLCs
- Analytical laboratory and factory automating equipment
- Photo processing equipment
- Sound/recording systems
- Photographic enlargers
- Broadcast equipment

Features

- Superior voltage regulation of ±1%
- Surge protection tested to ANSI/IEEE C62.41, Class A & B waveform
- Harmonic filtering
- Hardwired



- Acts as a step-up/step-down transformer
- Galvanic isolation provides exceptional circuit protection
- 25 year typical mean time between failure
- No maintenance required

Certifications and Compliances

-  Listed
  - UL 1012
  - CSA C22.2 No. 107.1
- RoHS Compliant

Related Products

- On-line UPS (S4K Industrial)
- Surge Protection
- Three Phase Power Conditioners
- Active Tracking® Filters

Selection Tables: Single Phase

Group 1 – CVS Series, 60 Hz

VA	Catalog Number	Voltage Input	Voltage Output	Height in (mm)	Width in (mm)	Depth in (mm)	Ship Weight lbs (kg)	Design Style	Elec Conn
120	23-22-112-2	120, 240	120	8.00 (203.2)	4.00 (101.6)	5.00 (127.0)	13.0 (5.90)	1	J
250	23-23-125-8	120, 240, 480	120	11.00 (279.4)	6.00 (152.4)	8.00 (203.2)	29.0 (13.15)	1	G
500	23-23-150-8	120, 208, 240, 480	120, 240	13.00 (330.2)	9.00 (228.6)	7.00 (177.8)	42.0 (19.05)	1	H
1000	23-23-210-8	120, 208, 240, 480	120, 240	17.00 (431.8)	9.00 (228.6)	7.00 (177.8)	65.0 (29.48)	1	H
2000	23-23-220-8	120, 208, 240, 480	120, 240	18.00 (457.2)	13.00 (330.2)	10.00 (254.0)	111.0 (50.35)	1	H
3000	23-23-230-8	120, 208, 240, 480	120, 240	19.00 (482.6)	13.00 (330.2)	10.00 (254.0)	142.0 (64.41)	1	H
5000	23-23-250-8	120, 208, 240, 480	120, 240	28.00 (711.2)	13.00 (330.2)	10.00 (254.0)	222.0 (100.70)	1	H
7500 *	23-28-275-6	240, 480	120, 240	27.00 (685.8)	25.00 (635.0)	9.00 (228.6)	365.0 (165.56)	2	J

\* This unit is UL Listed only.

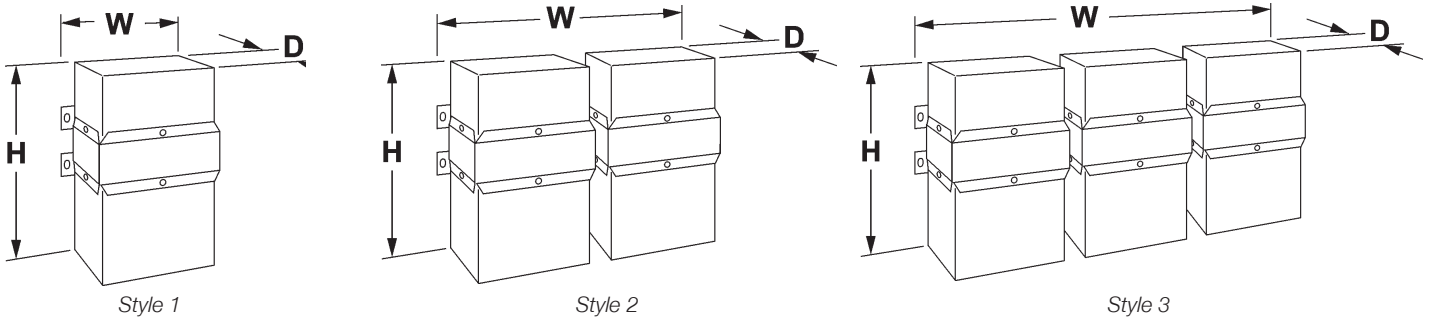
Specifications

Parameter	Condition	Value
<b>Input</b>		
<b>Voltage</b>	Continuous at full load (lower input voltage possible at lighter load)	+10% to -20% of nominal
	For temporary surge or sags	+20% to -35% of nominal
<b>Current</b> <sup>1</sup>	at Full Load & 80% of nominal input voltage	$I_{in} \cong (VA/.87)/(V_{in} \times 80\%)$
<b>Frequency</b>	See Operating Characteristics section for details.	60 Hz
<b>Output</b> <sup>2</sup>		
<b>Line Regulation</b>	$V_{in} >80\%$ and $<110\%$ of nominal	±1%
<b>Overload Protection</b>	At Nominal Input Voltage	Current limited at 1.65 times rated current
<b>Output Harmonic Distortion</b>	At Full Load within Input Range	3% total RMS content
<b>Noise Attenuation</b>	-Common Mode	40 dB
	-Transverse Mode	40 dB
<b>General</b>		
<b>Efficiency</b>	At Full Load	Up to 92%
<b>Minimum Loading</b>	-	40%
<b>Storage Temperature</b>	Humidity <95% non-condensing	-20° to 80°C
<b>Operating Temperature</b>	Humidity <95% non-condensing	-20° to 50°C
<b>Audible Noise</b>	Full Resistive Noise	32 dBA to 65 dBA
<b>Warranty</b>	10 year limited warranty	

Notes:

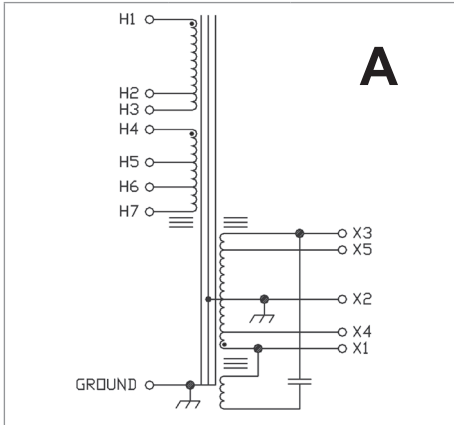
- 1 - Consult user manual for fuse sizing.
- 2 - It is recommended that the unit run at a minimum of 40-50% load.  
See the Operating Characteristics section for more details.

Design Styles (CVS and MCR Hardwired)



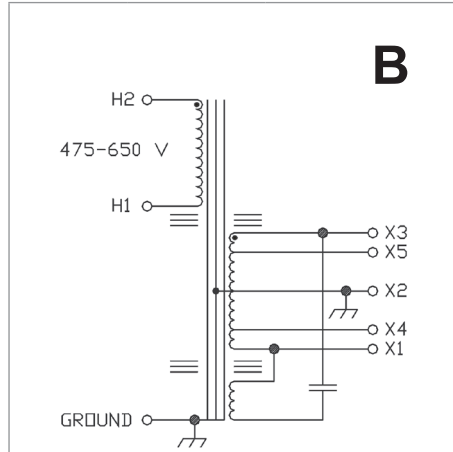
These styles are single phase only.

Electrical Connections



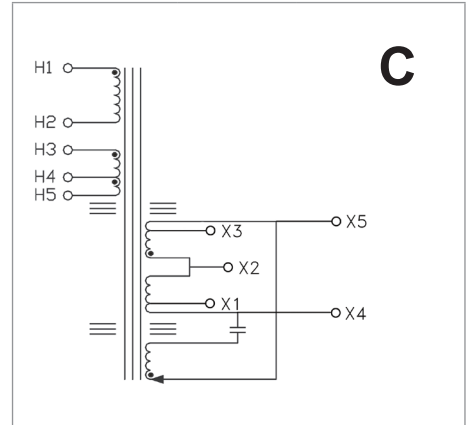
Primary Voltage	Interconnect	Connect Lines To
208	H1 to H4 H2 to H5	H1 & H5
240	H1 to H4 H3 to H6	H1 & H6
480	H3 to H4	H1 & H6
600	H3 to H4	H1 & H7
Secondary Voltage	Interconnect	Connect Lines To
120		X1 & X2 or X3 & X2
208		X4 & X5
240		X1 & X3

MCR 60 Hz 5000–15000 VA



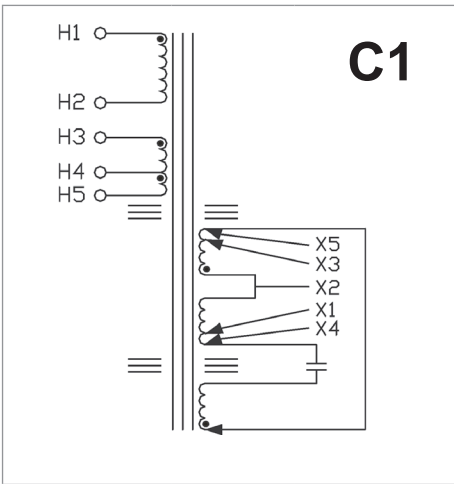
Primary Voltage	Interconnect	Connect Lines To
475-650 V		
Secondary Voltage	Interconnect	Connect Lines To
600		H1 & H2
120		X1 & X2 or X3 & X2
208		X4 & X5
240		X1 & X3

MCR 60 Hz 500–3000 VA



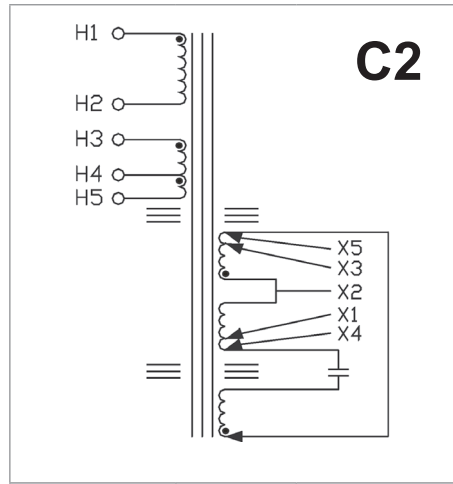
Primary Voltage	Interconnect	Connect Lines To
110-120	H1 to H3 H2 to H4	H1 & H4
220-240	H2 to H3	H1 & H4
380-415	H2 to H3	H1 & H5
Secondary Voltage	Interconnect	Connect Lines To
110		X1 & X2 or X3 & X2
120		X4 & X2 or X5 & X2
220		X1 & X3
240		X4 & X5

MCR 50 Hz 120–5000 VA



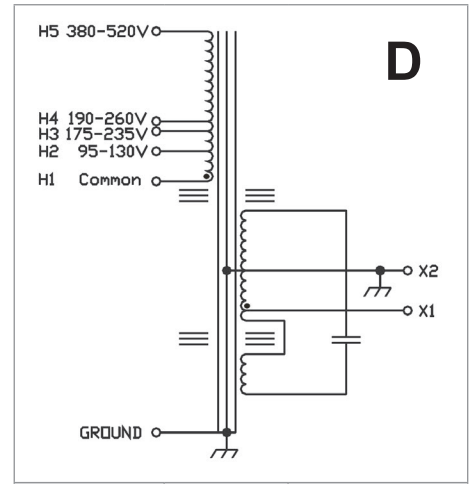
Primary Voltage	Interconnect	Connect Lines To
220-240	H1 to H3 H2 to H5	H1 & H5
380-415	H2 to H3	H1 & H4
Secondary Voltage	Interconnect	Connect Lines To
110		X1 & X2 or X2 & X3
120		X4 & X2 or X5 & X2
220		X1 & X3
240		X4 & X5

MCR 50 Hz 7500 VA



Primary Voltage	Interconnect	Connect Lines To
220-240	H2 to H3	H1 & H4
380-415	H2 to H3	H1 & H5
Secondary Voltage	Interconnect	Connect Lines To
110		X1 & X2 or X3 & X2
120		X4 & X2 or X5 & X2
220		X1 & X3
240		X4 & X5

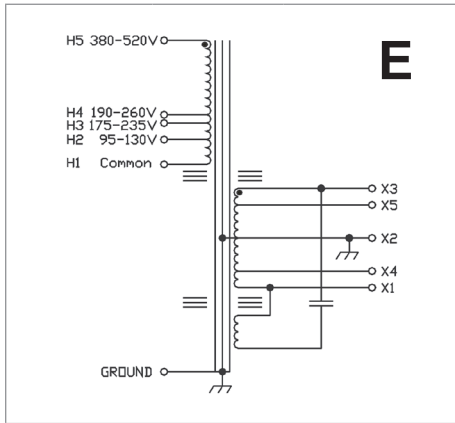
MCR 50 Hz 10000–15000 VA



Primary Voltage	Interconnect	Connect Lines To
380-520V		
120		H1 & H2
208		H1 & H3
240		H1 & H4
480		H1 & H5
Secondary Voltage	Interconnect	Connect Lines To
120		X1 & X2

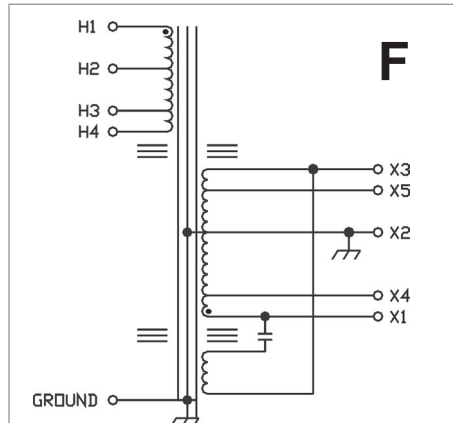
MCR 60 Hz 120–250 VA

Electrical Connections



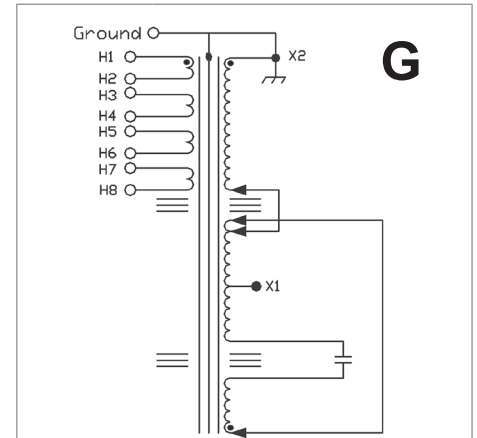
Primary Voltage	Interconnect	Connect Lines To
120		H1 & H2
208		H1 & H3
240		H1 & H4
480		H1 & H5
Secondary Voltage	Interconnect	Connect Lines To
120		X1 & X2 or X3 & X2
208		X4 & X5
240		X1 & X3

MCR 60 Hz 500-5000 VA



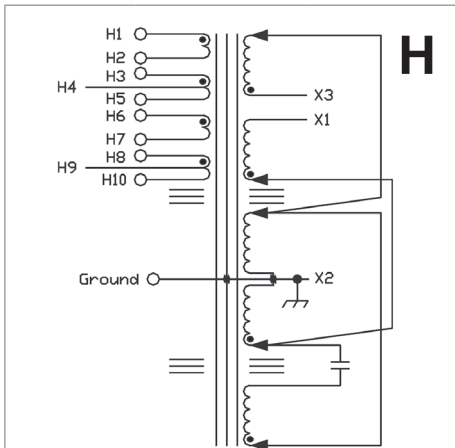
Primary Voltage	Interconnect	Connect Lines To
208		H2 & H3
240		H2 & H4
480		H1 & H4
Secondary Voltage	Interconnect	Connect Lines To
120		X1 & X2 or X3 & X2
208		X4 & X5
240		X1 & X3

MCR 60 Hz 7500, 10000 and 15000 VA



Primary Voltage	Interconnect	Connect Lines To
120	H1 to H3 to H5 to H7 H2 to H4 to H6 to H8	H1 & H2
240	H2 to H3 H6 to H7 H1 to H5 H4 to H8	H1 & H4
480	H2 to H3 H4 to H5 H6 to H7	H1 & H8
Secondary Voltage	Interconnect	Connect Lines To
120		X1 & X2


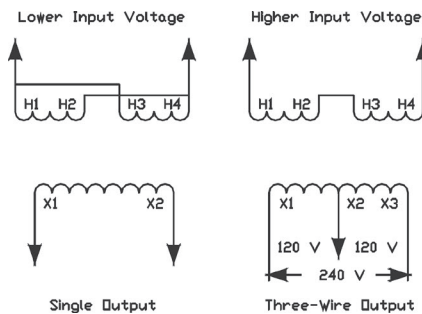
CVS 60 Hz 250 VA only



Primary Voltage	Interconnect	Connect Lines To
120	H1 to H3 to H6 to H8 H2 to H5 to H7 to H10	H1 & H2
208	H2 to H3 H7 to H8 H1 to H6 H4 to H9	H1 & H4
240	H2 to H3 H7 to H8 H1 to H6 H5 to H10	H1 & H5
480	H2 to H3 H5 to H6 H7 to H8	H1 & H10
Secondary Voltage	Interconnect	Connect Lines To
120		X1 & X2 or X3 & X2
240		X1 & X3

CVS 60 Hz 500-5000 VA

Series-Multiple Primary with Tap for two input voltages J



Open MCR/ CVS terminal

30 & 60 VA Primary Voltage	120 VA Primary Voltage	7500 VA Primary Voltage	Interconnect	Connect Lines To
120	N/A	N/A	Note: H3 & H4 are not used	H1 & H2
N/A	120	240	H1 to H3 H2 to H4	H1 & H4
N/A	240	480	H2 to H3	H1 & H4
30 & 60 VA Secondary Voltage	120 VA Secondary Voltage	7500 VA Secondary Voltage	Interconnect	Connect Lines To
120	120	N/A		X1 & X2
N/A	N/A	120		X1 & X2 or X3 & X2
N/A	N/A	240		X1 & X3

Note: Secondaries are not grounded. Ground X<sub>2</sub> per Code.

CVS 60 Hz 30-120 VA & 7500 VA